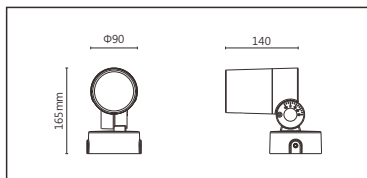


SA-D310-ANA-4SE



■ Features & Application 产品特点&适用场所

- 圆形投光灯·防护等级达IP66
- 产品表面双层喷涂防护·盐雾测试通过240H
- 支架防松设计·特制阻尼悬停转轴设计·多次调节后仍可保持稳定悬停
- 多种投射角度及变光膜片可供选择·满足不同场所投光要求
- 标配15°遮光角·多种外置防眩配件可选·最高可实现40°遮光角
- 自研内壁消光工艺·有效降低遮光区域反射率
- 内建防反接保护和防浪涌保护电路·有效防止施工现场和使用中出现的灯具损害

适用于公园景观亮化、户外大楼、桥梁、古建筑泛光投射照明、文旅照明、别墅庭院景观亮化等

■ Options 可选

色温 (Color Temperature) : 2700K、3000K、3500K、4000K、5000K、5700K、6500K

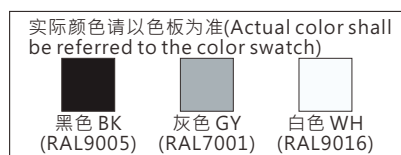
功率 (Power) : 15W

光束角 (Beam Angle) : 12°、15°、20°、30°、50°

■ Product specifications 产品规格

输入电参数 ( Input )	AC220V	安规执行标准 ( Standards of Safety )	IEC60598-1:2020/GB 7000.1-2015 IEC60598-2-5:2015/GB 7000.7-2005
光源 ( Light Source )	OSRAM Square ES	存储条件 ( Storage Condition )	温度 : -25°C ~ 50°C 湿度 : 10% ~ 95%RH
显色性 ( Color Rendering )	Ra≥80	线材/长度/连接器 ( Connecting )	1.0mm²*3裸线50~55cm
LED数量 ( Number of LEDs )	4		
遮光角 ( Shading Angle )	15° 40°(需另选遮光罩套件)	产品主体材质 ( Material )	高强度、高导热性铝合金
控制方式 ( Control Method )	ON/OFF	安装方式 ( Installation )	1.表面安装 2.抱杆安装(需另选配件) 3.插泥安装(需另选配件)
灰阶 ( Gray Scale )	/		
安定器/变压器/驱动器 ( Ballast/Transformer/Driver )	RMS-20-500BS-1000	产品净量 ( Net Weight )	1.9kg






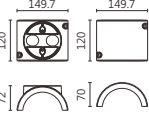

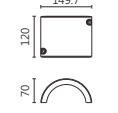
■ Finishing 灯具颜色



■ Optical parameters 光学参数

色温(Color Temperature)	2700K	3000K	3500K	4000K	5000K	5700K	6500K
光通量(Luminous Flux)(lm)	1000	1035	1070	1110	1120	1140	1180
光效(Luminous Efficacy)(lm/W)	67	69	71	74	75	76	79

## Accessories 配件

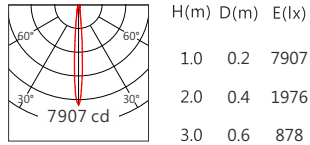
组合配件	配件型号	图片	尺寸图
拉伸膜片外框套件 (Stretch Film Frame Kit)	AC-SAD310-D01	 含AC-C63E1060x1(或其他膜片)	
可选拉伸膜片列表 (Optional Stretch Film List)	AC-C63E0110 AC-C63E0115 AC-C63E0140 AC-C63E0160 AC-C63E1060 AC-C63E1560 AC-C63E3060	 固定座·加膜片	
安装配件	配件型号	图片	尺寸图
D510单灯抱杆组 (Single Lamp Pole Group)	AC-SAD510-F01 -01 (单侧安装)	 x4	
D510双灯抱杆组 (Dual Lamp Pole Group)	AC-SAD510-F01 -02 (双侧安装)	 x4	

组合配件	配件型号	图片	尺寸图
遮光罩套件 (Light Shield Kit)	AC-SAD310-D02	 不含遮光罩	
可选遮光罩列表 (Optional Glare Shields)	AC-SAD310-D02 -01 AC-SAD310-D02 -02 AC-SAD310-D02 -03	 遮光角40°(MAX) 遮光角40° 遮光角40°	
安装配件	配件型号	图片	尺寸图
D310插泥件 (Ground Spike Accessory)	AC-SAD310-F04	 x2	

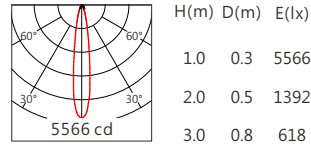
## Light Distribution 配光曲线图

### 2700K 1000 lm

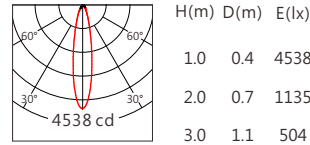
Square ES 12° 2700K



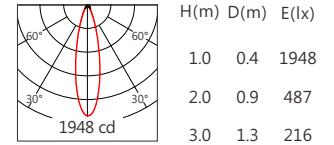
Square ES 15° 2700K



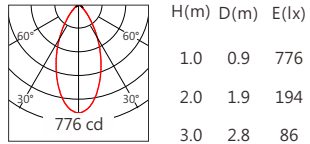
Square ES 20° 2700K



Square ES 30° 2700K

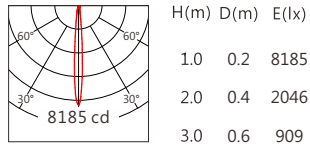


Square ES 50° 2700K

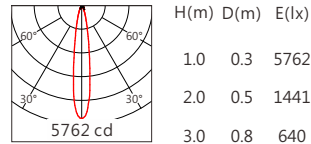


### 3000K 1035 lm

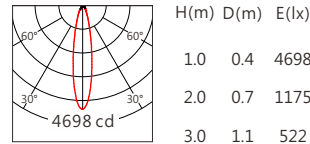
Square ES 12° 3000K



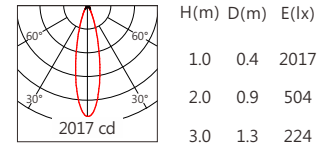
Square ES 15° 3000K



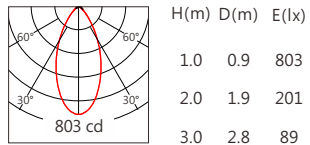
Square ES 20° 3000K



Square ES 30° 3000K

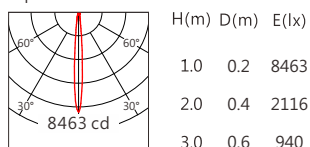


Square ES 50° 3000K

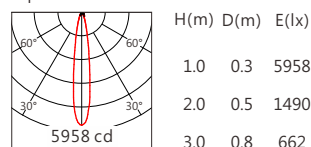


### 3500K 1070 lm

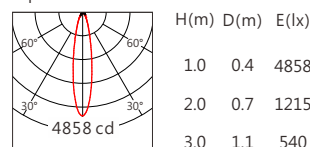
Square ES 12° 3500K



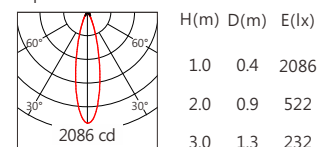
Square ES 15° 3500K



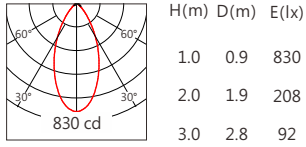
Square ES 20° 3500K



Square ES 30° 3500K

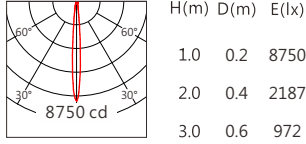


**Square ES 50° 3500K**

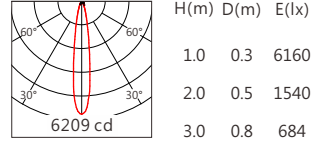


**4000K 1100 lm**

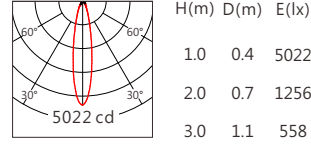
**Square ES 12° 4000K**



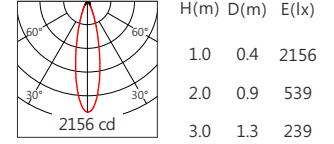
**Square ES 15° 4000K**



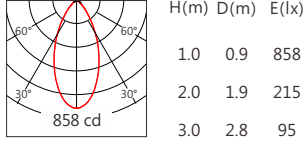
**Square ES 20° 4000K**



**Square ES 30° 4000K**

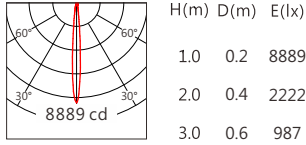


**Square ES 50° 4000K**

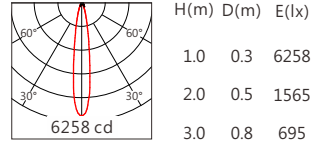


**5000K 1120 lm**

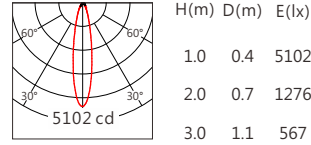
**Square ES 12° 5000K**



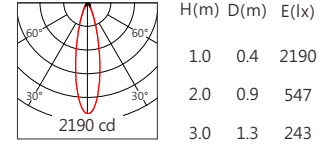
**Square ES 15° 5000K**



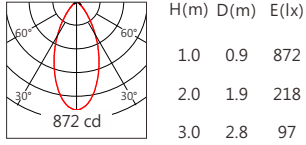
**Square ES 20° 5000K**



**Square ES 30° 5000K**

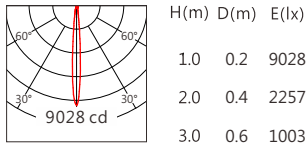


**Square ES 50° 5000K**

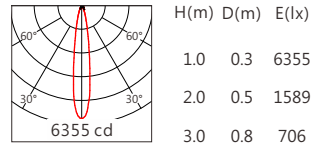


**5700K 1140 lm**

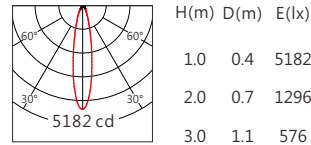
**Square ES 12° 5700K**



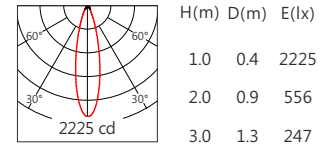
**Square ES 15° 5700K**



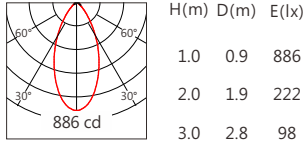
**Square ES 20° 5700K**



**Square ES 30° 5700K**

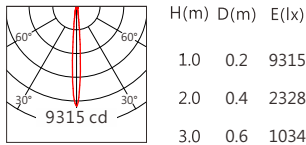


**Square ES 50° 5700K**

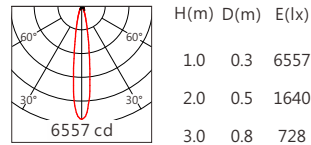


**6500K 1180 lm**

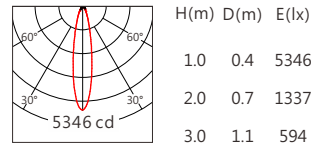
**Square ES 12° 6500K**



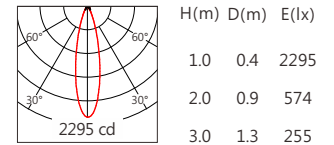
**Square ES 15° 6500K**



**Square ES 20° 6500K**



**Square ES 30° 6500K**



**Square ES 50° 6500K**

